

Wheel Balancer Accessories



Enhanced optional features

Touch and LCD series
wheel balancers

Factory
installed



Hunter wheel lift system

Integrated wheel lift system helps technicians safely service today's oversized, light-truck and medium-duty wheels.

Factory
installed



AutoClamp system

AutoClamp saves time and energy by automatically securing the wheel on the shaft.

Factory
installed



Double Dataset® automatic input arms

Dataset® arms automatically record wheel measurements by touching any inner and outer weight position.

Factory
or field
installed



**RFT01 shown with optional HammerHead®
laser system and barcode reader**

HammerHead® Top-Dead-Center (TDC) clip-weight placement laser system

The HammerHead® laser projects laser lines on the rim flange for precise clip-weight application. HammerHead also includes an overhead light to illuminate the work area.

HammerHead can be ordered with Touch/LCD balancers in group configurations or as a line item add-on:

20-2166-1 For any LCD-series balancer

20-2892-1 For any Touch-series balancer

Printer package and storage kits

Factory
or field
installed



20-2143-1 Ink jet color
printer and side storage
support kit

20-2144-1 Ink jet color
printer and rear column
storage support kit (not
shown).*

* Not compatible with HammerHead® TDC laser system

Cone and collet packages

Due to continued development of new wheel designs and lack of standardization, traditional wheel balancer cone sets often do not address the needs of today's wheels.

In order to better meet your individual service needs, Hunter offers a selection of cone and collet packages designed to service most tire and wheel combinations.

Hunter Road Force Touch® balancers include a set of 10 collets with the BullsEye® centering system. All other balancer series require mounting adaptors to be purchased separately.



SWT01 shown with optional BullsEye centering system

Wheel mounting adaptor kits:

Basic kits

Fits the majority of passenger-car and light-truck wheels up to 3/4-ton capacity. Additional accessories may be required for some wheel applications.

(See page 4 for kit details)

Choose from selected kit options:

- ✓ 20-1167-1 – Standard-taper cones*
- ✓ 20-1626-1 – Low-taper cones

Preferred BullsEye® kit

Fits the majority of passenger-car and light-truck wheels including 1-ton capacity. Improved centering fitment and wheel protection over basic cone sets.

(See page 4 for kit details)

Kit options:

- ✓ BullsEye – BullsEye collets and storage kit for Hunter SmartWeight Touch® balancers
- ✓ BullsEyePro – Same as above but includes adjustable flange plate and stud kit (20-1839-1)

Precision kit

Fits the majority of passenger-car and light-truck wheels including 1-ton capacity. Superior centering fitment and wheel protection on virtually all OEM and aftermarket applications.

(See page 5 for kit details)

Choose from selected kit options:

- ✓ 20-2142-1 – Direct-fit collets, fixed flange plate kit and accessories
- ✓ 20-2154-1 – Direct-fit collets, adjustable flange plate kit and accessories

Truck kit

Fits the majority of 19.5 inch and larger medium-duty truck wheels.

(See page 5 for kit details)

Kit options:

- ✓ 20-1937-1 – Medium-duty truck kit

* Standard-taper cones are not recommended for Road Force® and runout measurements.

Wheel mounting kits & accessories

Basic kits

Fits the majority of passenger-car and light-truck wheels up to 3/4-ton capacity. Additional accessories may be required for some wheel applications.

20-1167-1 – Standard-taper cones*

Kit includes:

- A. 192-86-2** 1.69 in. to 2.56 in. (43 mm to 65 mm)
- B. 192-87-2** 2.41 in. to 3.10 in. (61 mm to 79 mm)
- C. 192-88-2** 2.94 in. to 3.63 in. (75 mm to 92 mm)
- D. 192-89-2** 3.45 in. to 5.18 in. (88 mm to 132 mm)

* Not recommended for Hunter Road Force® balancers.


20-1626-1 – Basic kit – low-taper cones

All cones include low-degree tapers suitable for third-generation Hunter balancers.


Kit includes:

- A. 192-51-2** 1.69 in. to 2.23 in. (43 mm to 57 mm)
- B. 192-52-2** 2.15 in. to 2.58 in. (55 mm to 66 mm)
- C. 192-53-2** 2.50 in. to 2.94 in. (64 mm to 75 mm)
- D. 192-54-2** 2.85 in. to 3.28 in. (72 mm to 83 mm)
- E. 192-55-2** 3.20 in. to 3.63 in. (81 mm to 92 mm)
- F. 192-56-2** 3.45 in. to 4.36 in. (88 mm to 111 mm)
- G. 192-57-2** 4.24 in. to 5.18 in. (108 mm to 132 mm)

20-1167-1



20-1626-1



Preferred BullsEye® collet kit

Fits the majority of passenger-car and light-truck wheels including 1-ton capacity. Improved centering fitment and wheel protection over basic cone sets.

BullsEye – BullsEye collet & storage kit (SmartWeight Touch-series)

Kit includes:

- A. 175-392-1** 6 in. clamping cup
- B. 46-653-2** Performance wheel & light truck spacer
- C. 14-1470-005** Cone carrier bracket support
- D. 56-70-2** Front balancer cone carrier
- E. 20-2683-1** Passenger to 3/4 ton dual-taper collet kit
- F. 106-157-2** Protector sleeve

BullsEyePro – BullsEye Pro collet & storage kit (SmartWeight Touch-series)

This kit is the same as the BullsEye kit but includes adjustable flange plate and stud kit (20-1839-1). (Not shown - see page 7 for details)

BullsEye



Precision kit

20-2142-1 – Direct-fit collet & fixed flange plate mounting kit

Fits the majority of passenger-car and light-truck wheels including 1-ton capacity. Superior centering and fitment coverage on virtually all OEM and aftermarket applications. Consists of 20 direct-fit collets in specialized low-taper, short-depth design. Each collet has two sides for 40 size choices. Includes collet selection gauge, light-truck/performance wheel spacer ring, fixed flange plate kit and storage trolley. Range: 2.10 in.-5.33 in.

Kit includes:

- A. 20-1846-1** Direct-fit collet kit: 3/4-ton and import
- B. 20-1845-1** Direct-fit collet kit: passenger car and light truck
- C. 46-653-2** Performance wheel & light truck spacer
- D. 175-392-1** 6 in. clamping cup
- E. 106-157-2** Protector sleeve
- F. 20-2123-2** Fixed flange plate & stud kit
- G. 56-47-3** Storage trolley (*Not shown*)

20-2142-1



20-2388-1 – Direct-fit collet & flange plate mounting kit

This kit is the same as 20-2142-1 but includes front-mount collet storage kit (20-2322-1). (*Not shown - see page 9 for details*)

20-2154-1 – Direct-fit collets, adjustable flange plate kit & accessories

This kit is the same as 20-2142-1 but does not include fixed flange plate and stud kit (20-2123-2).

Kit includes:

- A. 20-1839-1** Adjustable flange plate and stud kit

20-2154-1



20-2386-1 – Direct-fit collet & flange plate mounting kit

This kit is the same as 20-2154-1 but includes front-mount collet storage kit (20-2322-1). (*Not shown*)

Truck kit


20-1937-1 Medium-duty truck kit

Fits the majority of medium-duty truck wheels. Superior centering and fitment coverage on OEM and aftermarket applications. Consists of 2 extra large truck cones, 2 spacers and TruckChuck™ kit. Range: 3.13 in.-9.13 in.

Kit includes:

- A. 20-1207-1** Extra large truck cone kit (for use with 19.5 in. wheels)
- B. 20-1929-1** Medium-duty truck cone kit
- C. 20-1602-1** TruckChuck balancing kit

20-1937-1



Standard LCD balancer accessories

LCD series wheel balancers

- A. 106-82-2** Sleeve, scratch guard for small cup
- B. 175-353-1** Polymer cup (4.5 in. O.D.)
- C. 76-433-3** High-torque steel wing nut*
- D. 221-658-2** Hammer heads (4)
- E. 46-320-2** Spacer
- F. 221-589-2** Weight hammer/pliers
- G. 20-1650-1** Rim tags (GSP9700 only)
- H. 221-659-2** Adhesive weight scraper
- I. 223-68-1** Pressure ring
- J. 65-72-2** Balance calibration weight



Optional LCD balancer accessories



221-672-1


Optional calibration tool

For load roller and Dataset® arms.

Standard DSP balancer accessories

DSP series wheel balancers

- A. 221-563-1** Caliper, rim width/internal diameter
- B. 214-121-2** Operational placard (DSP9200 only)
- C. 106-82-2** Sleeve, scratch guard for 4.5 in. cup
- D. 175-353-1** Polymer cup (4.5 in. O.D.)
- E. 76-432-1** Steel wing nut
- F. 221-658-2** Hammer heads (4)
- G. 46-320-2** Spacer
- H. 221-589-2** Weight hammer/pliers
- I. 221-659-2** Adhesive weight scraper
- J. 223-68-1** Pressure ring
- K. 65-72-2** Balance calibration weight



* LCD balancers may be equipped with 76-433-3 wingnut, 76-438-2 QuickNut or AutoClamp feature.

20-1839-1 – Adjustable flange plate & stud Kit

The preferred recommendation when choosing a flange plate kit for maximum application coverage. Single-plate sliding bolt circle design with interchangeable pins provides quick setup and universal fitment. The kit adapts to 3-, 4-, 5-, 6-, 7- and 8-lug bolt circles with infinite adjustability. Fits future vehicle bolt circles that have yet to be released.

The maximum bolt circle diameter is 6.70 in. (170 mm) and minimum diameter is 3.85 in. (98 mm). The kit contains much fewer pieces and is more economical than multiple flange plate kits. All pins use compressible studs allowing more accurate centering when clamping on uneven wheel lug seat surfaces. This mounting method is the most accurate of all choices.

Kit includes:

- A. 175-355-1** Adjustable flange plate with locking knob
- B. 106-145-2** Conical end pin sleeve (5), 3/4 in. diameter, 2.50 in. long
- C. 106-144-2** Spherical end pin sleeve (5), 7/8 in. diameter, 2.00 in. long
- D. 106-143-2** Conical end pin sleeve (7), 1 in. diameter, 2.00 in. long [Shown with 135-378-1 pin assemblies (7)], 1.00 in. long
- E. 67-676-1** Pin storage rack (Not shown - pictured with 20-1879-1 on page 9)

Optional Pin End Kits

- 20-2110-1** Pin end kit - Long 3/4 in. O.D., set of five pins (106-150-2) used with adjustable flange plate (not included in 20-1839-1). Depending on wheel offset and width, these pins may only be compatible when used with the GSP/DSP9200 series wheel balancers. 3.25 in. long
- 20-2111-1** Pin end kit - spherical end, set of five pins (106-149-2) used with adjustable flange plate (not included in 20-1839-1). Depending on wheel offset and width, these pins may only be compatible when used with the GSP/DSP9200 series wheel balancers. 3.25 in. long




20-2123-2 – Fixed flange plate & stud kit

Wheel bolt circles are defined in a fixed flange plate kit. Kit consists of 4 flange plates in 4-, 5-, 6-, 7- and 8-lug bolt circles with three sets of added plug-in studs. No storage provided.


Kit includes:

- A.175-385-2*** Bolt patterns include 4 x 3.75 in, 4 x 98 mm, 4 x 100 mm, 4 x 4.00 in, 4 x 108 mm, 4 x 4.50 in, 7 x 150 mm and 8 (4) x 170 mm
- B.175-386-2*** Bolt patterns include 5 x 98 mm, 5 x 102 mm, 5 x 108 mm, 5 x 110 mm, 5 x 115 mm, 5 x 4.75 in, 5 x 135 mm and 6 (3) x 6.10 in
- C.175-387-2*** Bolt patterns include 5 x 100 mm, 5 x 112 mm, 5 x 4.50", 5 x 120 mm, 5 x 5.00", 5 x 127 mm, 5 x 130 mm, 5 x 5.50", 5 x 150 mm and 5 x 6.50 in
- D.175-388-2*** Bolt patterns include 6 (3) x 98 mm, 6 (3) x 112 mm, 6 (3) x 4.50 in, 6 (3) x 115 mm, 6 (3) x 5.00 in, 6 (3) x 127 mm, 6 (3) x 135 mm, 6 (3) x 5.50 in, 8 (4) x 6.50 in, 6 (3) x 120 mm, 6 (3) x 130 mm, and 6 (3) 132 mm
- E.175-389-2** Stud II plug in - 80 mm w/ tapered head.
- F.175-390-2** Stud III plug in - 90 mm w/ round head.
- G.175-391-2** Stud V plug in - 100 mm w/ tapered head.



20-2124-2 – Trolley for flange plate storage

(Flange plates and studs shown are not included with trolley)

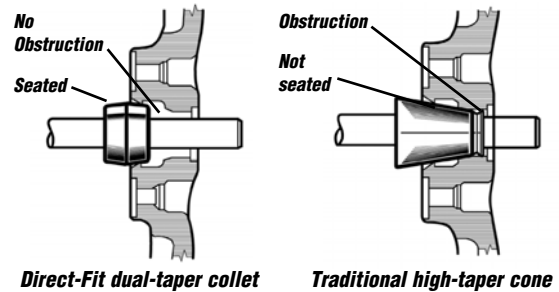


* Does not include plug-in stud kits. Part numbers for identification only, not available individually.

The advantage of using direct-fit collets

Precise wheel balancing relies on two critical conditions: accurate center mounting and distortion-free clamping while providing wheel protection. The center of the wheel must be properly located on the balancer shaft. Hub-centric and lug-centric wheels all use the hub bore as the center locating position of the wheel. The hub bore centerline is virtually the same as the lug holes.

Traditional high-taper cones often fail to fit properly within the bore of the wheel. The actual bore of the wheel (not the bore chamfer) is where centering takes place when the wheel is mounted on a vehicle. Many modern aluminum wheel designs cannot be properly mounted with traditional cones.



The low-taper of a direct-fit, dual-taper collet (versus the high-taper cone) offers better hub bore contact and prevents bottoming on the outer hubcap.

Take your wheel balancing accuracy to the next level with HunterPro...

20-1847-1 – HunterPro precision wheel centering kit*

Hunter's precision centering kit provides the most precise and repeatable wheel centering on the broadest range of applications. The high-performance flange plate and direct-fit collets enable accurate center mounting of the wheel and distortion-free clamping without damaging the wheel.

(Storage not included)

Kit includes:

- A. 20-1845-1 Direct-Fit Collet Kit: Passenger Car/Light Truck
- B. 20-1839-1 Adjustable Flange Plate and Stud Kit



...or build your own kit to better meet your service needs



20-1845-1 Direct-fit collet kit: passenger car / light truck (up to 1/2 ton)

Range: 2.100 in.-3.525 in. (53 mm-90 mm)

Kit includes:

- A. 192-154-2 2.100 in.-2.325 in. (53 mm-59 mm)
- B. 192-155-2 2.250 in.-2.475 in. (57 mm-63 mm)
- C. 192-156-2 2.400 in.-2.625 in. (61 mm-67 mm)
- D. 192-157-2 2.550 in.-2.775 in. (65 mm-70 mm)
- E. 192-158-2 2.700 in.-2.925 in. (69 mm-74 mm)
- F. 192-159-2 2.850 in.-3.075 in. (72 mm-78 mm)
- G. 192-160-2 3.000 in.-3.225 in. (76 mm-82 mm)
- H. 192-161-2 3.150 in.-3.375 in. (80 mm-86 mm)
- I. 192-162-2 3.300 in.-3.525 in. (84 mm-90 mm)
- J. 20-1930-1 Cone Selection Gauge



20-1846-1 Direct-fit collet kit: 3/4 ton / import

Range: 3.450 in.-5.33 in. (88 mm-135 mm).

Kit includes:

- A. 192-163-2 3.450 in.-3.680 in. (88 mm-93 mm)
- B. 192-164-2 3.600 in.-3.825 in. (91 mm-97 mm)
- C. 192-167-2 3.750 in.-3.975 in. (95 mm-101 mm)
- D. 192-168-2 3.900 in.-4.125 in. (99 mm-105 mm)
- E. 192-169-2 4.050 in.-4.275 in. (103 mm-109 mm)
- F. 20-1931-1 Cone Selection Gauge
- G. 192-170-2 4.200 in.-4.425 in. (107 mm-112 mm)**
- H. 192-172-2 4.500 in.-4.725 in. (114 mm-120 mm)**
- I. 192-173-2 4.650 in.-4.875 in. (118 mm-124 mm)**
- J. 192-174-2 4.800 in.-5.025 in. (122 mm-128 mm)**
- K. 192-175-2 4.950 in.-5.175 in. (126 mm-131 mm)**
- L. 192-176-2 5.10 in.-5.33 in. (129 mm-135 mm)**


* For CD Video demonstration request form 5096-T.

** 192-170-2 and larger collets must be used with spacer 46-433-2.

20-2683-1 – BullsEye® collet set

Kit includes:

- A. 192-213-1** Cone: 2.10 in. to 2.43 in. (53 mm-62 mm)
- B. 192-214-1** Cone: 2.44 in. to 2.79 in. (62 mm-71 mm)
- C. 192-215-1** Cone: 2.71 in. to 3.11 in. (69 mm-79 mm)
- D. 192-216-1** Cone: 3.05 in. to 3.42 in. (77 mm-87 mm)
- E. 192-217-1** Cone: 3.37 in. to 3.74 in. (86 mm-95 mm)
- F. 192-218-1** Cone: 3.65 in. to 4.06 in. (93 mm-103 mm)
- G. 192-219-1** Cone: 4.05 in. to 4.36 in. (103 mm-111 mm)
- H. 192-220-1** Cone: 4.32 in. to 4.70 in. (110 mm-119 mm)
- I. 192-221-1** Cone: 4.64 in. to 5.01 in. (118 mm-127 mm)
- J. 192-222-1** Cone: 4.96 in. to 5.33 in. (126 mm-135 mm)



20-2747-1 – BullsEye collet & storage kit (LCD series only)

Kit includes:

- A. 175-392-1** 6 in. clamping cup
- B. 46-653-2** Performance wheel & light truck spacer
- C. 14-1470-005** Cone carrier bracket support
- D. 56-78-2** Front balancer cone carrier (LCD series)
- E. 20-2683-1** Passenger to 3/4 ton dual-taper collet kit
- F. 106-157-2** Protector sleeve



20-2750-1 – BullsEye front balancer cone carrier (LCD series only)

This kit includes the BullsEye front collet storage tray only.
(Not shown - includes C and D above)

20-2739-1 – 20 collet storage kit (Touch series only)

This kit expands the BullsEye front collet storage tray to hold 20 direct-fit collets. Conveniently attaches to right of standard BullsEye storage tray.



20-2322-1 – Front-mount collet storage kit


Front or side collet storage for LCD series balancers.



56-47-3 – Trolley for direct-fit collets, flange plates and cone storage

Provides organized storage and easy transportability to direct-fit collets, cones, flange plates and spacers.





20-1328-1 – In-between cone & wheel spacer kit

Kit includes:

- A. 192-96-2** 2.15 in. - 2.83 in. (55 mm-72 mm)
- B. 192-97-2** 2.68 in. - 3.36 in. (68 mm-85 mm)
(Late Model Cadillac Seville, Chevrolet Venture, Chrysler LHS and others, Oldsmobile Silhouette, Pontiac Grand Prix and Transport)
- C. 192-98-2** 3.21 in. - 3.89 in. (82 mm-99 mm)
(Nissan Pathfinder)
- D. 192-99-2** 3.74 in. - 4.64 in. (95 mm-118 mm)
(Toyota Tacoma and Lexus LX470)
- E. 46-653-2** Performance wheel and light-truck spacer

Special application cones



OEM-specific cones are listed below
(Photo showing 192-152-2 Range Rover cone).


- 192-131-2 Cone** (Honda - special)
3.90 in. - 4.02 in. (99 mm-102 mm)
- 192-132-2 Cone** (Mercedes - special)
2.50 in. - 2.94 in. (64 mm-74 mm)
- 192-147-2 Cone** (Porsche - special)
2.69 in. - 2.94 in. (69 mm-74 mm)
- 192-148-2 Cone** (Mazda - special)
2.57 in. - 2.94 in. (65 mm-74 mm)
- 192-152-2 Cone** (Range Rover - special)
2.73 in. - 2.94 in. (69 mm-74 mm)



192-165-2 – Cone

(BMW-special) Low-taper two-step design

- 2.783 in. - 2.913 in. (71 mm-74 mm)
- 2.200 in. - 2.279 in. (56 mm-58 mm)




192-176-2 – Direct-fit collet

Fits most aftermarket 8-lug alloy wheels for 3/4- and 1-ton light-truck chassis.

- 5.10 in. - 5.25 in. (129 mm-133 mm)
- 5.18 in. - 5.33 in. (131 mm-135 mm)

Optional cones & cone kits *continued...*




20-1207-1 – Extra large truck cone kit*

Used when mounting single or dual truck wheels such as the Ford and GM 19.5 in. Accuride wheel.

Kit includes:

- A. 46-309-2** Wheel spacer 8.00 in. O.D. x 6.30 in. I.D. x 1.53 in. (127 mm-168 mm) *(See page 13 for details)*
- B. 192-92-2** Extra large truck cone 5 to 6.63 in. and 6.68 in. to 6.94 in. (170 mm-176 mm) used for extra large light trucks and motor homes.



20-1929-1 – Medium-duty truck cone kit

Kit includes:

- A. 46-562-2** Wheel spacer
- B. 192-178-2** Low-taper mounting cone for 22.5 in. low-profile Accuride wheels with hub bore from 8.50 in. to 8.90 in. (216 mm-226 mm).

Wing nuts & shafts



76-433-3 – High-torque steel wing nut

Forged steel wing nut with handles and bearing kit. Standard for RFT, SWT, RF, SW and FM balancers.



76-438-2 – QuickNut steel wing nut

Collapsing jaws allow fast clamping to standard threaded 40 mm shafts on most DSP and LCD series wheel balancers.

20-2137-2 – Repair kit for QuickNut steel wing nut

For QuickNut clamp wing nut 76-438-2. Kit includes cover, disc cam with lever, torsion spring, threaded jaws (2), dowel pins (2), and screws (4). *(Not shown)*



76-432-1 – Steel wing nut

Forged steel wing nut with no handles. Standard for DSP9200 and DSP7700 balancers.



184-86-1 – AutoClamp hub

For use with any Touch series or LCD balancer that is equipped with the AutoClamp feature.

Wing nuts and shafts *continued...*



97-480-1 – Hub & shaft assembly
Standard on GSP9702 and DSP7701.



97-456-2 – Shaft
Extended 9.5 in. shaft for DSP9500/9000/ 8500 balancers allows greater coverage on aftermarket wheels when using the TruckChuck or flange plates. Standard on DSP balancers manufactured after 4/2001.



97-531-2 – Shaft
40mm shaft for use on GSP/DSP9200 and GSP9720 balancers.

Cups, pressure rings & spacers

Touch, LCD and DSP series wheel balancers



175-353-1 – Cup
4.5 in. clamping cup with notchless design fits aluminum wing nuts (76-371-3 and 76-373-3), forged steel wing nuts (76-432-1 and 76-433-3), QuickNut (76-438-2), and AutoClamp feature.



175-217-1 – Cup
4.75 in. clamping cup fits Quick Clamp pro-grip kits and early cast iron GSP9700 wing nut (76-348-3).



106-82-2 – Protector sleeve
Fits all 4.5 in. cups to protect finished wheel surfaces when using a cup to clamp.



106-157-2 – Protector sleeve
Fits all 6 in. cups to protect finished wheel surfaces when using a cup to clamp.



175-316-1 – Cup
4.5 in. clamping cup with dual notched design fits recessed wheel bores on aluminum wheels and aluminum wing nuts (76-390-1, 76-371-3 and 76-373-3), forged steel wing nuts (76-432-1 and 76-433-3), QuickNut (76-438-2), and AutoClamp feature.



175-159-1 – Cup
4.5 in. clamping cup fits early DSP wing nut (76-255).



175-392-1 – Cup
6 in. clamping cup fits aluminum wing nut (76-390-1), forged steel wing nuts (76-432-1 and 76-433-3), QuickNut (76-438-2), and AutoClamp feature.



175-324-1 Cup with sleeve

9.0 in. alloy wheel clamping cup with replaceable protector sleeve.

Kit includes:

- A. 175-296-2 Clamp cup
- B. 106-127-2 ALU protective sleeve



46-653-2 – Performance wheel & light-truck spacer

(7.89 in. O.D. x 5.25 in. I.D. x 1.5 in.) Allows proper offset mounting of wide performance wheels. Achieves balance repeatability on many domestic 3/4- and 1-ton truck rims, including “duallies.” Required for Dodge Viper rear wheels. Not compatible with the extra large truck cone (192-92-2).



46-309-2 Extra large truck cone wheel spacer

(8.00 in. O.D. x 6.30 in. I.D. x 1.53 in.) For use when front-cone mounting Extra Large Truck Cone, 192-92-2.



46-320-2 – Spacer

Polymer washer increases back cone centering pressure when back cone mounting wheel bore and extreme large end of the cone is used.



223-53-2 – Pressure ring

Fits early GSP and Quick Clamp pro-grip wing nuts. Protects metal-to-metal contact, significantly increasing clamping force (height: 0.69 in.).



46-511-2 – Small wheel spacer

Designed to use with wheels with small hubs such as a Mini Cooper. Reduces hub face inside diameter to 3.58 in.



76-379-2 – Threaded shaft ring

Prevents cone or collet from sliding off the balancer shaft when removing assembly from the balancer. Not recommended unless same cone is used repeatedly.



223-68-1 – Pressure ring

Fits both aluminum DSP and GSP wing nuts. Prevents metal-to-metal contact, significantly increasing clamping force (height: 0.97 in.).




175-379-2 – Spacer bushing

Porsche Cayenne alloy wheel mounting protector replaces the need to use a flange plate for front wheel protection while back cone mounting.

20-2275-2 – Medium-duty commercial tuck / van 8+10 lug adaptor kit:

Kit includes:

- A. 175-396-2** Adaptor - 5 arm clamp star
- 175-402-2** Adaptor - pin HD steel (5)
- 76-463-2** Nut - knurled HD M16 (5)
- B. 175-398-2** Adaptor - wheel flange MD
- 175-399-2** Adaptor - pin LT 66 mm (5)
- C. 192-187-2** Cone - hub disc 5.60 in., 6.70 in.
- D. 192-188-2** Cone - hub disc 5.25 in., 5.46 in.
- E. 192-184-2** Cone - hub disc 4.59 in.
- F. 192-183-2** Cone - hub disc 4.55 in.
- G. 175-400-2** Adaptor - 4 arm clamp star MD
- 175-401-2** Adaptor - pin LT off-road (4)
- 76-464-2** Nut - knurled MD M10 (4)
- H. 192-186-2** Cone - hub disc 4.88 in., 4.92 in.
- I. 192-185-2** Cone - hub disc 4.77 in.
- J. 175-394-2** Adaptor - pin HD steel (5)




20-2274-2 – Truck / bus adaptor kit


Kit includes:

- A. 175-396-2** Adaptor - 5 arm clamp star
- 175-394-2** Pin HD steel (5)
- 76-463-2** Nut - knurled HD M16 (5)
- B. 175-393-2** Adaptor - wheel support HD
- C. 175-397-2** Adaptor - 4 arm clamp star MD
- D. 175-420-2** Pin HD steel (5)
- E. 192-182-2** Cone - HD 219.9 mm
- F. 192-181-2** Cone - HD 220.8 mm

Not shown:

- 74-418-2** SHCS - 3/8 - 16 X 2.00 B0 (2)





The TruckChuck™ balancing kit is used on the mounting pad side of medium-duty and light-truck wheels.

20-1602-1 TruckChuck™ wheel and drum balancing kit*

Three-jaw chuck adaptor for factory steel and some aluminum wheels with centering holes from 3.13 in. to 7.13 in. Offers the advantage of high centering accuracy and optimum balance repeatability combined with speed and ease of setup.

Kit includes:

A. 175-286-2 Three-jaw chuck adaptor

Shown with 20-1603-2 jaw kit.

B. 20-1854-2 Heavy-duty extended jaw kit

For wheels with centering holes from 5.13 in. to 9.13 in.

C. 175-296-2 Clamp cup

Shown with 106-127-2 ALU protective sleeve.



20-2762-2 Heavy-Duty "Super Set" Kit

The HD "Super Set" can handle nearly all medium duty and heavy-duty vehicles from a 6 lug Sprinter to a 22.5" truck wheel. This kit contains everything needed to handle these vehicles without any duplication.



20-2761-2 Heavy-Duty "Economy" Kit

The "Economy Kit" is now available for HD balancing applications. This kit is a lower cost alternative for those customers only balancing 22.5" and 24.5" tractor trailer wheels. The disc used in this kit is double-sided and handles both bore sizes seen on these wheels without needing the expensive offset spacer (wagon wheel). Note that this kit cannot handle the 11.45" bore size found on some bus wheels and motor coaches.

* See Form 4632-T for complete operation instructions and additional mounting information.



20-1821-1 Perfect wheel weight assortment kit

For passenger cars and light trucks.

A new alloy wheel weight assortment of wheel protector coated wheel weights.

Uncoated lead wheel weights can damage alloy wheels. That's why coated weights have been used on new cars since 1985. Coated wheel weights will prevent discoloration and pitting and look better on the wheel. Coated weight assortment includes all you need to properly balance alloy wheels from passenger car through light truck.

Includes uncoated, coated and adhesive weights, storage unit w/label set, application info and counter cards.

Individual part numbers for wheel weights are not available through Hunter Engineering Company and must be sourced through local distribution of Perfect Equipment Company, LLC.

Shipping weight: 219 lbs. (99.4 kg)

Because of continuing technological advancements, specifications, models and options are subject to change without notice.

Wheel Weight Assortment Kit # 20-1821-1			
Part Number	Description	Size	Quantity
200624	1/4 oz. Pre-Taped Weight	3 oz.	52
300360	1/2 Pre-Taped Weight	6 oz.	30
P025	"P" Type Pass. Weight	1/4 oz.	100
P050	"P" Type Pass. Weight	1/2 oz.	100
P075	"P" Type Pass. Weight	3/4 oz.	150
P100	"P" Type Pass. Weight	1 oz.	150
P125	"P" Type Pass. Weight	1-1/4 oz.	100
P150	"P" Type Pass. Weight	1-1/2 oz.	150
P175	"P" Type Pass. Weight	1-3/4 oz.	100
P200	"P" Type Pass. Weight	2 oz.	50
P225	"P" Type Pass. Weight	2-1/4 oz.	50
P250	"P" Type Pass. Weight	2-1/2 oz.	50
T025N	"T" Truck Weight-Coated	1/4 oz.	25
T050N	"T" Truck Weight-Coated	1/2 oz.	25
T075N	"T" Truck Weight-Coated	3/4 oz.	25
T100N	"T" Truck Weight-Coated	1 oz.	25
T125N	"T" Truck Weight-Coated	1-1/4 oz.	25
T150N	"T" Truck Weight-Coated	1-1/2 oz.	25
T175N	"T" Truck Weight-Coated	1-3/4 oz.	25
T200N	"T" Truck Weight-Coated	2 oz.	25
AW025N	"AW" Type Weight-Coated	1/4 oz.	25
AW050N	"AW" Type Weight-Coated	1/2 oz.	25
AW075N	"AW" Type Weight-Coated	3/4 oz.	25
AW100N	"AW" Type Weight-Coated	1 oz.	25
AW125N	"AW" Type Weight-Coated	1-1/4 oz.	25
AW150N	"AW" Type Weight-Coated	1-1/2 oz.	25
AW175N	"AW" Type Weight-Coated	1-3/4 oz.	25
AW200N	"AW" Type Weight-Coated	2 oz.	25
MC025N	"MC" Type Weight-Coated	1/4 oz.	25
MC050N	"MC" Type Weight-Coated	1/2 oz.	25
MC075N	"MC" Type Weight-Coated	3/4 oz.	25
MC100N	"MC" Type Weight-Coated	1 oz.	25
MC125N	"MC" Type Weight-Coated	1-1/4 oz.	25
MC150N	"MC" Type Weight-Coated	1-1/2 oz.	25
MC175N	"MC" Type Weight-Coated	1-3/4 oz.	25
MC200N	"MC" Type Weight-Coated	2 oz.	25
LH025	"LH" Type Weight-Coated	1/4 oz.	25
LH050	"LH" Type Weight-Coated	1/2 oz.	25
LH075	"LH" Type Weight-Coated	3/4 oz.	25
LH100	"LH" Type Weight-Coated	1 oz.	25
LH125	"LH" Type Weight-Coated	1-1/4 oz.	25
LH150	"LH" Type Weight-Coated	1-1/2 oz.	25
LH175	"LH" Type Weight-Coated	1-3/4 oz.	25
LH200	"LH" Type Weight-Coated	2 oz.	25
IAW010	"IAW" Type-Coated	10 g.	25
IAW015	"IAW" Type-Coated	15 g.	25
IAW020	"IAW" Type-Coated	20 g.	25
IAW025	"IAW" Type-Coated	25 g.	25
IAW030	"IAW" Type-Coated	30 g.	25
IAW035	"IAW" Type-Coated	35 g.	25
IAW040	"IAW" Type-Coated	40 g.	25
EN010	"EN" Type - Coated	10 g.	25
EN015	"EN" Type - Coated	15 g.	25
EN020	"EN" Type - Coated	20 g.	25
EN025	"EN" Type - Coated	25 g.	25
EN030	"EN" Type - Coated	30 g.	25
EN035	"EN" Type - Coated	35 g.	25
EN040	"EN" Type - Coated	40 g.	25
FN010	"FN" Type - Coated	10 g.	25
FN015	"FN" Type - Coated	15 g.	25
FN020	"FN" Type - Coated	20 g.	25
FN025	"FN" Type - Coated	25 g.	25
FN030	"FN" Type - Coated	30 g.	25
FN035	"FN" Type - Coated	35 g.	25
FN040	"FN" Type - Coated	40 g.	25
CWW150E	Assortment Storage Unit, w/label set & Appl. info		1
18104	Wheel Protectors Counter Card		1



1014AEAP5M.74

HUNTER
Engineering Company
www.hunter.com